

1216/15

Gantrail Welded Base Fixing

www.gantrail.com



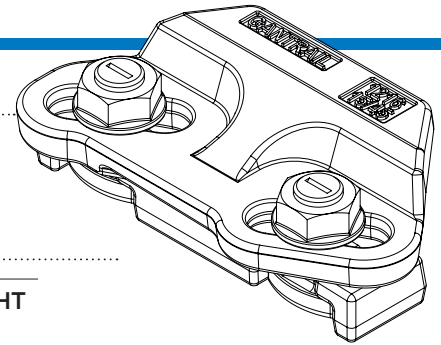
The GANTRAIL 1216/15 adjustable crane rail clip is designed to fix heavy rails, on narrow girders, in the most arduous applications. It can withstand a horizontal force from the rail of 165kN (16.8 tonnes). Its low profile allows it to be used with cranes that are fitted with guide rollers.

SPECIFICATIONS:

MAX SIDE LOAD 165kN
15mm HORIZONTAL RAIL ADJUSTMENT

DIMENSIONS (mm):

REF No.	X	Y	Z	WEIGHT kg
1216/15/38	38	45	29	1.64
1216/15/45	45	45	29	1.67

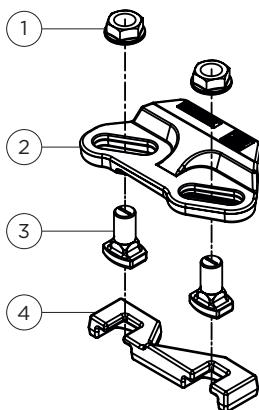


1216/15

FEATURES

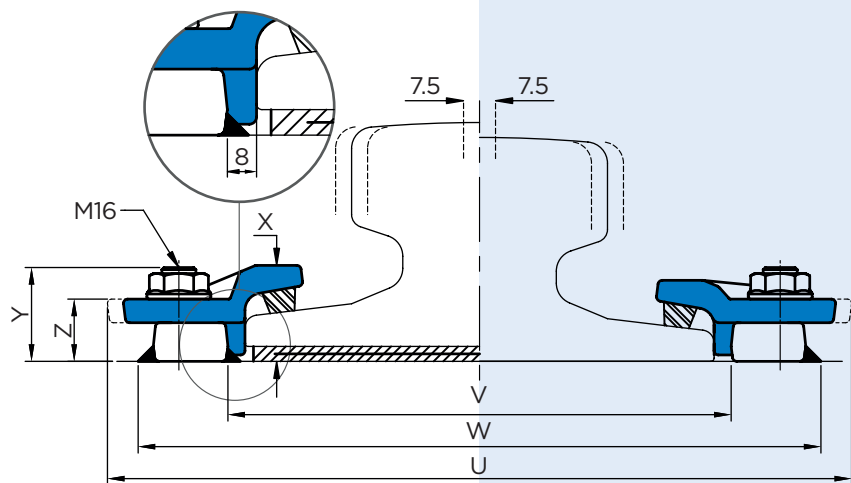
- The proven design has been used successfully for many years throughout the world.
- The clip is welded to the rail support. No access is required from below.
- The two main parts are locked together on tightening the grade 10.9 bolts.
- The clip has a self-tightening mechanism.
- A special vulcanised rubber block applies a controlled force to the rail.

COMPONENTS

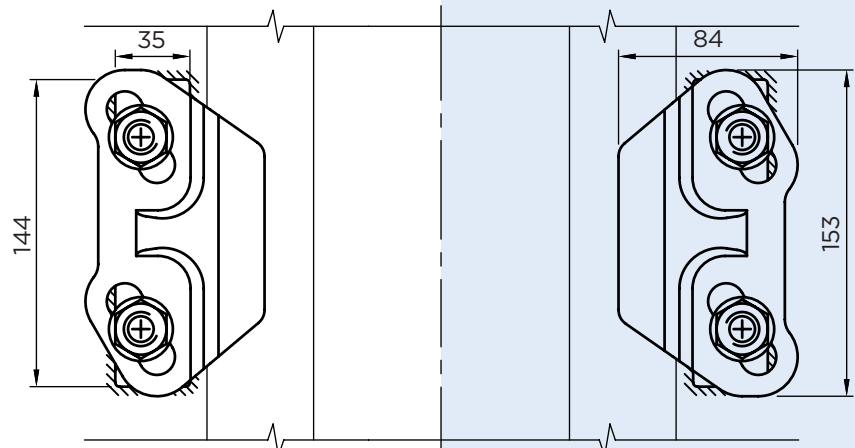


1. Flange nuts
2. Clip cap with integral rubber block
3. M16 Captive bolts
4. Weldable base

1 RAIL WITH PAD



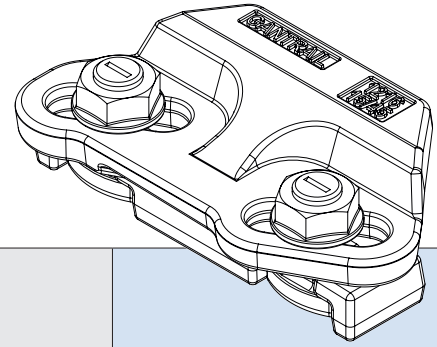
2 RAIL WITHOUT PAD*



Minimum assembly width - $W = \text{Rail width (F)} + 100\text{mm}$ $V = \text{Rail width (F)} + 16\text{mm}$
 $U = \text{Rail width (F)} + 129\text{mm}$

1216/15

Gantrail Welded Base Fixing



	F mm	C mm	A mm	1. CLIP REFERENCE FOR RAIL WITH PAD	2. CLIP REFERENCE FOR RAIL WITHOUT PAD*
A 75	200	75	85	1216/15/45	1216/15/38
A 100	200	100	95	1216/15/45	1216/15/38
A 120	220	120	105	1216/15/45	1216/15/38
S 49	125	67	149	1216/15/45	1216/15/38
S 54	125	67	154	1216/15/45	1216/15/38
56 E 1	140	70	159	1216/15/45	1216/15/38
89 kg CR	178	102	114	1216/15/45	1216/15/38
MRS 67 (135 CR)	132	79	146	1216/15/45	1216/15/38
MRS 86	165	102	102	1216/15/45	1216/15/38
MRS 87 A (PRI85R)	152	102	152	1216/15/45	1216/15/38
MRS 221	220	220	160	-	1216/15/45
GCR 183	280	75	120	1216/15/45	1216/15/38
ISCR 80	130	82	130	1216/15/45	1216/15/38
ISCR 100	150	102	150	1216/15/45	1216/15/38
ISCR 120	170	120	170	1216/15/45	1216/15/38
QU 80	130	80	130	1216/15/45	1216/15/38
QU 100	150	100	150	1216/15/45	1216/15/38
QU 120	170	120	170	1216/15/45	1216/15/38
JIS 50N	127	64	153	1216/15/45	1216/15/38
JIS 60	145	64	174	1216/15/45	1216/15/38
CR 73	140	100	135	1216/15/45	1216/15/38

This clip can be used for a wider selection of rails than illustrated.

Please contact GANTRAIL for the full range of possible rails. All rails can be fastened with bolted or welded base clips. GANTRAIL may change or improve their products and also alter specifications without notice.

INSTALLATION INSTRUCTIONS:

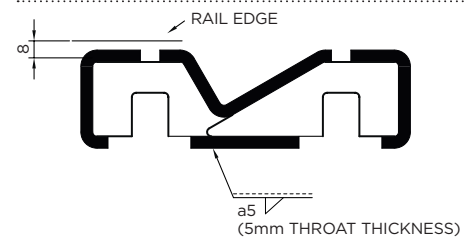
Weld all round the clip base with a 5mm throat thickness fillet weld, using low hydrogen electrodes. Recommended electrodes AWS E7018 or E7028. Clip base is made from weldable grade steel.

* For rail without pad, weld closest to and parallel with the rail must be omitted. Please consult Gantrail for guidance.

TIGHTENING TORQUE 125Nm

Please contact GANTRAIL, for full installation instructions.

WELD DETAIL



A world of crane rail expertise.

www.gantrail.com



Gantry Railing Ltd
Unit 11A
Barnett Way
Barnwood
Gloucester GL4 3QA
United Kingdom

Tel: +44 (0) 1452 300688
E-mail: info@gantrail.com



1216/15/DO/01/25