

# 2219/20

## Gantrail Welded Base Fixing

www.gantrail.com



**Gantrail®**

A world of crane rail expertise

**2219/20**

The **GANTRAIL 2219/20** adjustable crane rail clip is designed to fix the largest rails in the most arduous applications. It can withstand a horizontal force from the rail of 235kN (24 tonnes). Its low profile allows it to be used with cranes that are fitted with guide rollers.

### SPECIFICATIONS:

**MAX SIDE LOAD 235kN**  
**20mm HORIZONTAL RAIL ADJUSTMENT**

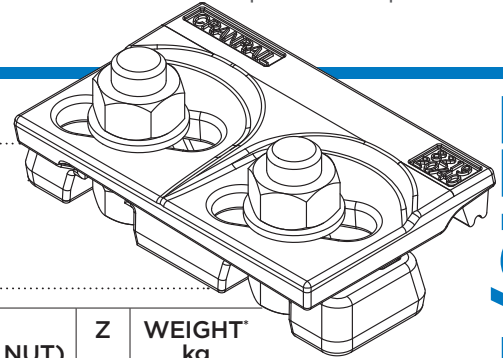
### DIMENSIONS (mm):

REF No.	X	Y <sub>1</sub> (FULL NUT)	Y <sub>2</sub> (FLANGE NUT)	Z	WEIGHT* kg
2119/20/40	40	65	60	37	2.23

\* weight without nut, bolt and washer.

2219/20 clip comprises of 2219/20 base and 8219/20/40/cap

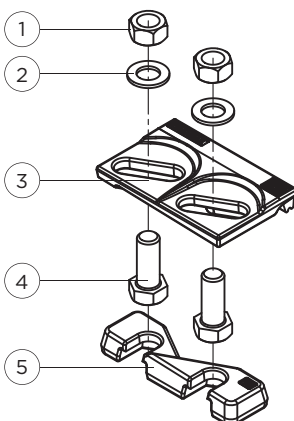
**NOTE:** Clip assembly not supplied with nut, bolt and washer unless requested



### FEATURES

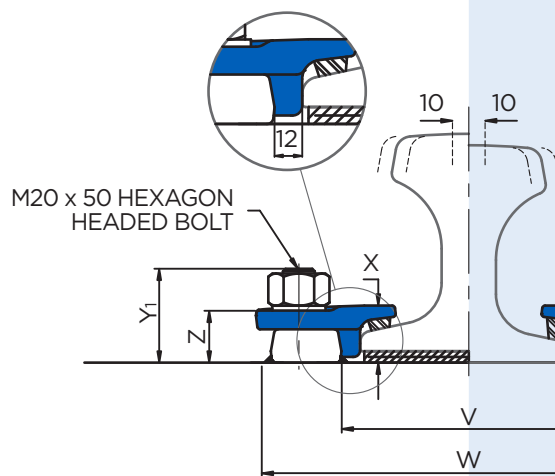
- The proven design has been used successfully for many years throughout the world.
- The clip is welded to the rail support. No access is required from below.
- The two main parts are locked together on tightening the grade 8.8 bolts.
- The clip has a self-tightening mechanism.
- A special vulcanised rubber block applies a controlled force to the rail.

### COMPONENTS

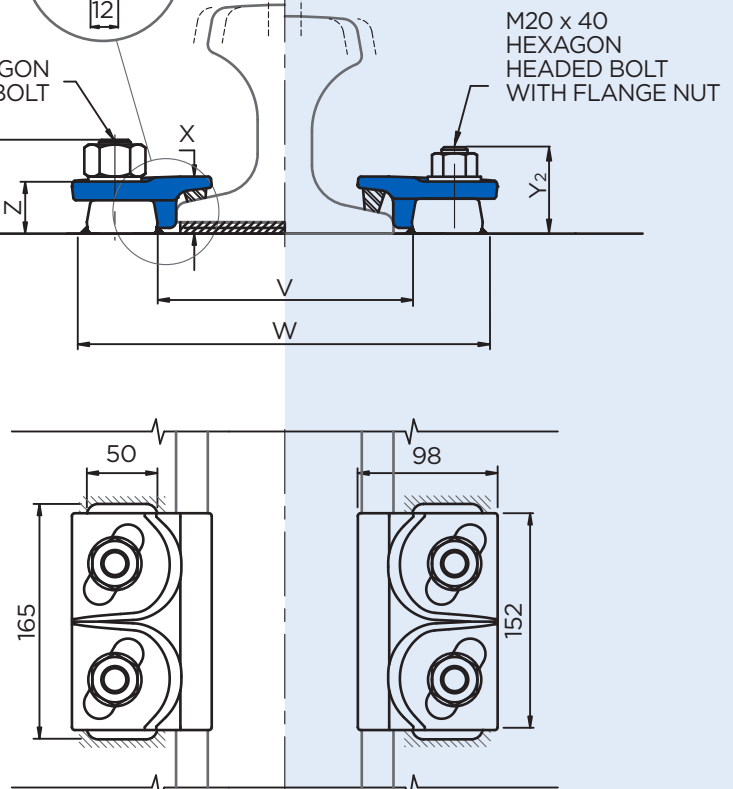


1. Nuts
2. Hardened washers
3. Clip cap with integral rubber block
4. M20 hexagon headed bolts
5. Weldable base

### 1 RAIL WITH PAD



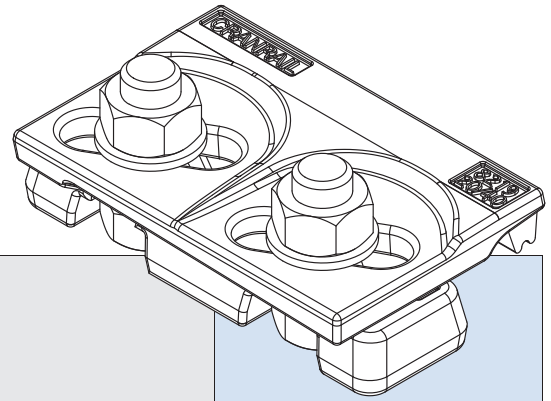
### 2 RAIL WITHOUT PAD

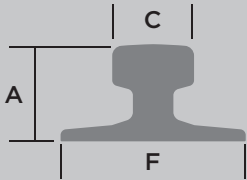


Minimum assembly width -  $W = \text{Rail width (F)} + 140\text{mm}$   $V = \text{Rail width (F)} + 24\text{mm}$

# 2219/20

## Gantrail Welded Base Fixing



	F mm	C mm	A mm	1. CLIP REFERENCE FOR RAIL WITH PAD	2. CLIP REFERENCE FOR RAIL WITHOUT PAD*
A 100	200	100	95	2119/20/40	2119/20/40
A 120	220	120	105	2119/20/40	2119/20/40
A 150	220	150	150	2119/20/40	2119/20/40
89 kg CR	178	102	114	2119/20/40	2119/20/40
MRS 86	165	102	102	2119/20/40	2119/20/40
MRS 87 A (PRI85R)	152	102	152	-	2119/20/40
MRS 125	180	120	180	-	2119/20/40
MRS 221	220	220	160	-	2119/20/40
ISCR 100	150	102	150	2119/20/40	2119/20/40
ISCR 120	170	120	170	2119/20/40	2119/20/40
ISCR 140	170	140	170	-	2119/20/40
QU 100	150	100	150	2119/20/40	2119/20/40
QU 120	170	120	170	2119/20/40	2119/20/40
171 CR (MRS 85)	152	103	152	2119/20/40	2119/20/40
175 CR (MRS 87B)	152	102	152	2119/20/40	2119/20/40
ISCOR 57	140	70	165	2119/20/40	2119/20/40
CR 73	140	100	135	2119/20/40	2119/20/40
CR 100	155	120	150	-	2119/20/40
73 kg AS	146	70	157	-	2119/20/40
86 kg AS	165	102	102	2119/20/40	2119/20/40

**This clip can be used for a wider selection of rails than illustrated.**

Please contact GANTRAIL for the full range of possible rails. All rails can be fastened with bolted or welded base clips. GANTRAIL may change or improve their products and also alter specifications without notice.

### INSTALLATION INSTRUCTIONS:

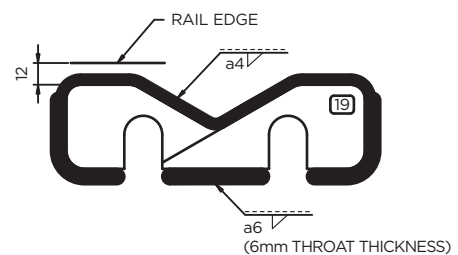
Welds along back and sides of the base to be 6mm. The weld in the 'V' and front edges next to and parallel with rail to be 4mm throat thickness fillet weld. Use low hydrogen electrodes.

\* For rail without pad, weld closest to and parallel with the rail must be omitted. Please consult Gantrail for guidance.

TIGHTENING TORQUE 350Nm

Please contact GANTRAIL, for full installation instructions.

### WELD DETAIL



## A world of crane rail expertise.

[www.gantrail.com](http://www.gantrail.com)



**Gantry Railing Ltd**  
Unit 11A  
Barnett Way  
Barnwood  
Gloucester GL4 3QA  
United Kingdom

Tel: +44 (0) 1452 300688  
E-mail: [info@gantrail.com](mailto:info@gantrail.com)



2219/20/DO/01/25